
**JOINT POWERS BOARD
COUNTIES PROVIDING TECHNOLOGY**

**Monday, January 27, 2025
Old No. 1 Southside, Morris
10:00 a.m.**

AGENDA

10:00 am Convene

- Pledge
- Roll Call
- Additions to Agenda
- Approve Agenda

10:05 am Nomination Committee

- Report of Candidates
- Election of Officers
 - Chair Nominations
 - Vice Chair Nominations
- Election of 3 at large members for Executive Committee
- 2025 Committee Member Appointments

10:25 am Continue with new chair

- Approve Minutes of 12-23-2024 Executive Board Meeting
- Conflict of Interest Forms
- County Commissioners Expense Reimbursement and W-9 forms
- Purchase authorizations
 - Executive Committee
 - CPT Management

10:35 am Financial Reporting – Mike Koehler

- Review of Revenue and Expenditures
- December 2024 Financials for Approval
- Warrants for Review and Approval
- Monthly Deposit Report
- Investment Policy

10:45 am Executive Director/Committee Update and Recommendation Items

- Cyber Security Insurance quote
- SEIM systems

10:55 am Personnel Update/Personnel Committee

11:00 am Software Committee Update – Gwen Gillespie

11:10 am Other Business –

- AMC Membership/sponsorship
- Meeting Schedule
- Zoom meeting – alternate location information

11:15 am Upcoming Meetings (**tentative**):

- Executive Committee February 24, 2025 at 10:00 am at CPT Office and via Zoom
- Executive Committee March 17, 2025 at 10:00 am at CPT Office and via Zoom
- JPB Meeting, March 24, 2025 at 10:00 am; Old No. 1 Southside, Morris

Zoom Attendance

Note: *If interactive technology under section 13D.02 is used, each location must also be open and accessible to the public. Up to three times a year, a member of a public body may participate by interactive technology from a location that is not open and accessible to the public if the member is serving in the military and is at a required drill, deployed, or on active duty or the member has been advised by a health care professional against being in a public place for personal or family medical reasons during a health pandemic or other emergency.*

11:20 am CPT Employee recognition

11:30 am Adjourn – Lunch to follow with CPT employees

Commissioner Virtual Attendance Locations:

Commissioner Gene Metz: Nobles County Courthouse, Board of Commissioners Room,
Worthington, MN

Commissioner Bob Kopitzke, 203 E 5th ST., Morris, MN

**COUNTIES PROVIDING TECHNOLOGY
EXECUTIVE BOARD
Monday, December 23, 2024, 9:00 a.m.**

The regular meeting of the Counties Providing Technology (CPT) Executive Board was called to order at 9:01 a.m., Monday, December 23, 2024, by Chair Paul Johnson. Members present were: Mahnomen: Commissioner Ahmann (virtual), Pope: Commissioner Lindor (virtual), Renville: Commissioner Kramer (virtual), Wilkin: Commissioner Larson (virtual), Yellow Medicine: Commissioner Antony.

Others present: Gwen Gillespie (virtual), Mike Koehler (virtual), and Erica Swenson (virtual).

Commissioner Kramer moved to approve the agenda as presented, seconded by Commissioner Larson. A roll call was taken, all members voted aye, motion carried.

Commissioner Larson moved to approve minutes of the November 25, 2024 meeting as presented, seconded by Commissioner Antony. A roll call was taken, all members voted aye, motion carried.

Commissioners Hollingsworth of Pipestone County and Antony of Yellow Medicine County joined the meeting at 9:05 a.m.

Mike Koehler presented the Financial Reports and Warrant Registers.

Commissioner Lindor moved to approve the November 2024 Financial Reports and the warrant registers from November 21, November 27, December 5, and December 12, 2024, seconded by Commissioner Ahmann. A roll call was taken, all members voted aye, motion carried. The monthly deposit report was presented.

Mike Koehler presented an executive director update. The final pieces of the roof have been completed.

Committee Chair Lindor along with Erica Swenson presented the personnel committee.

A Software committee update was presented by Gwen Gillespie and Mike Koehler.

Other business included discussion on membership for the nominating committee and commissioner addresses for inclement weather.

The next meeting of the Executive Committee will be held on Monday, January 13, 2025 at 9:00 a.m. The next meeting of the full Board will be Monday, January 27, 2025 at 10:00 a.m. Meeting adjourned at 9:42 a.m.

Chair – Paul Johnson

Clerk – Mike Koehler

**** Counties Providing Technology ****



REVENUES & EXPENDITURES BUDGET REPORT As of 12/2024

66 FUND Counties Providing Technology

Report Basis: Cash

<u>Account Number</u>	<u>Status</u>	<u>Quarter To Date</u>	<u>Year To Date</u>	Percent of Year <u>Budget</u>	100% <u>% of BDG</u>
3 DEPT Counties Providing Technology					
----- REVENUES -----					
66-003-000-0000-5501	Charges For Services-MN	545,057.28-	2,137,247.00-	2,119,752.00-	101
66-003-000-0000-5502	Hosting Fees - MN	61,319.00-	230,385.00-	246,096.00-	94
66-003-000-0000-5512	Charges For Services - ND	58,035.00-	219,834.00-	205,296.00-	107
66-003-000-0000-5513	Hosting Fees - ND	9,533.00-	44,315.00-	43,356.00-	102
66-003-000-0000-5701	Investment/Interest Earnings	10,461.38-	71,755.10-	50,000.00-	144
66-003-000-0000-5702	Unrealized Gain/Loss Investments	0.00	1,092.53	0.00	0
66-003-000-0000-5802	Misc. Revenue	10,685.00-	165,635.00-	120,000.00-	138
66-003-000-0000-5992	Dental/Disability Insurance	30,590.70-	122,761.00-	165,000.00-	74
----- EXPENDITURES -----					
66-003-000-0000-6101	Regular Salaries	413,537.44	1,483,700.27	1,525,218.00	97
66-003-000-0000-6102	Part Time Wages	0.00	933.37	0.00	0
66-003-000-0000-6106	Per Diem	3,650.00	21,300.00	28,800.00	74
66-003-000-0000-6110	CPT Contribution	51,300.00	199,975.00	205,200.00	97
66-003-000-0000-6160	Employer PERA	29,528.81	106,748.85	114,391.00	93
66-003-000-0000-6170	Employer FICA	25,241.74	91,243.21	94,564.00	96
66-003-000-0000-6180	Employer Medicare	5,903.29	21,338.89	22,116.00	96
66-003-000-0000-6190	Workman's Comp Insurance	1,675.00	3,248.00	2,000.00	162
66-003-000-0000-6210	Telephone	6,090.00	18,180.00	26,000.00	70
66-003-000-0000-6215	Postage	196.66	658.95	1,000.00	66
66-003-000-0000-6244	Printing/Publishing & Advertising	0.00	2,369.49	5,000.00	47
66-003-000-0000-6245	Dues, Subscriptions and Books	2,857.94	3,316.53	4,000.00	83
66-003-000-0000-6251	Utilities	2,633.28	11,745.74	24,000.00	49
66-003-000-0000-6261	Professional Fees for Services	43,159.49	222,246.73	180,000.00	123
66-003-000-0000-6271	Professional Cleaning	1,800.00	7,280.00	10,600.00	69
66-003-000-0000-6331	Training/Registration	453.67	13,579.03	17,000.00	80
66-003-000-0000-6337	Lodging/Meals	2,929.28	12,174.81	8,000.00	152
66-003-000-0000-6338	Mileage	3,384.79	17,616.31	28,000.00	63
66-003-000-0000-6401	Office Supplies	1,145.21	7,051.40	7,000.00	101
66-003-000-0000-6402	Software/Licenses	32,370.70	108,106.15	95,000.00	114
66-003-000-0000-6481	Small Equipment	5,266.89	6,683.74	20,000.00	33
66-003-000-0000-6482	Electronic Supplies	0.00	550.83	6,000.00	9
66-003-000-0000-6606	Building Improvements	3,036.14	3,406.14	53,000.00	6
66-003-000-0000-6609	Large Equipment - Furniture	250,625.00	252,334.33	230,000.00	110
66-003-000-0000-6815	Misc Expense	0.00	200.93	1,000.00	20

**** Counties Providing Technology ****



REVENUES & EXPENDITURES BUDGET REPORT As of 12/2024

Report Basis: Cash

66 FUND

Counties Providing Technology

Percent of Year 100%

<u>Account Number</u>	<u>Status</u>	<u>Quarter To Date</u>	<u>Year To Date</u>	<u>Budget</u>	<u>% of BDG</u>
66-003-000-0000-6817	Refunds of Capital Contribution	1,080,000.00	1,080,000.00	0.00	0
66-003-000-0000-6871	Insurance	25,170.11	142,021.07	190,000.00	75
3 DEPT	Totals Counties Providing Technology	Revenue 725,681.36-	2,990,839.57-	2,949,500.00-	101
		Expend. 1,991,955.44	3,838,009.77	2,897,889.00	132
		Net 1,266,274.08	847,170.20	51,611.00-	1641-
66 FUND	Totals Counties Providing Technology	Revenue 725,681.36-	2,990,839.57-	2,949,500.00-	101
		Expend. 1,991,955.44	3,838,009.77	2,897,889.00	132
		Net 1,266,274.08	847,170.20	51,611.00-	1641-
FINAL TOTALS	35 Accounts	Revenue 725,681.36-	2,990,839.57-	2,949,500.00-	101
		Expend. 1,991,955.44	3,838,009.77	2,897,889.00	132
		Net 1,266,274.08	847,170.20	51,611.00-	1641-

**** Counties Providing Technology ****



midstate
1/9/25 4:50PM

TREASURER'S CASH TRIAL BALANCE

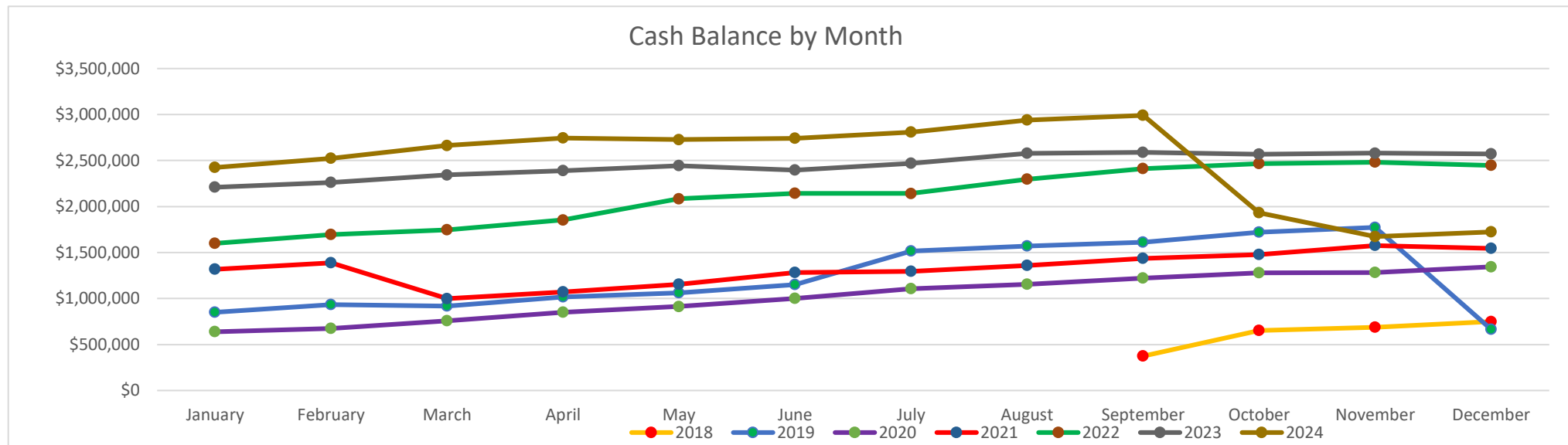
As of 12/2024

<u>Fund</u>	<u>Beginning Balance</u>	<u>This Month</u>	<u>YTD</u>	<u>Current Balance</u>
66 Counties Providing Technology	2,571,749.99			
Receipts		262,403.90	2,997,414.35	
Disbursements		49,818.94-	1,939,452.43-	
Payroll		161,373.10-	1,903,939.59-	
Journal Entries		0.00	1,092.53-	
Fund Total		51,211.86	847,070.20-	1,724,679.79
 All Funds	 2,571,749.99			
Receipts		262,403.90	2,997,414.35	
Disbursements		49,818.94-	1,939,452.43-	
Payroll		161,373.10-	1,903,939.59-	
Journal Entries		0.00	1,092.53-	
Total		51,211.86	847,070.20-	1,724,679.79

Cash Balance by Month



	January	February	March	April	May	June	July	August	September	October	November	December
2018	\$0	\$0	\$0	\$0	\$0	\$0	\$0	\$4,025,000	\$374,057	\$677,739	\$718,504	\$774,027
2019	\$851,184	\$934,474	\$918,351	\$1,016,080	\$1,062,916	\$1,151,725	\$1,515,305	\$1,569,522	\$1,613,211	\$1,720,464	\$1,773,396	\$663,830
2020	\$638,056	\$675,823	\$756,804	\$849,950	\$912,844	\$1,000,367	\$1,107,435	\$1,154,585	\$1,220,272	\$1,280,377	\$1,283,826	\$1,344,687
2021	\$1,318,549	\$1,387,126	\$998,896	\$1,071,476	\$1,155,464	\$1,281,522	\$1,295,276	\$1,359,485	\$1,437,156	\$1,477,794	\$1,575,415	\$1,545,377
2022	\$1,599,495	\$1,694,391	\$1,747,236	\$1,853,557	\$2,083,791	\$2,142,709	\$2,141,455	\$2,297,151	\$2,412,030	\$2,467,037	\$2,481,305	\$2,447,034
2023	\$2,209,404	\$2,262,540	\$2,343,182	\$2,388,733	\$2,444,289	\$2,395,367	\$2,469,834	\$2,578,157	\$2,588,856	\$2,568,565	\$2,579,790	\$2,571,150
2024	\$2,425,310	\$2,524,887	\$2,663,053	\$2,745,738	\$2,726,770	\$2,742,604	\$2,807,547	\$2,939,338	\$2,990,954	\$1,933,228	\$1,673,468	\$1,724,680



Capital contributions were received in August 2018 for \$4,025,000 from the 23 counties in CPT; \$175,000 from each county.


Cost to purchase CPUI in September 2018 (including purchase, non-compete, equipment purchase and prepaid expenses) was \$3,650,879.

Return of capital contributions were paid in December 2019 totaling \$1,150,000 to the 23 owning counties (\$50,000 to each county) and were paid in March 2021 totaling \$575,000 (\$25,000 to each county).

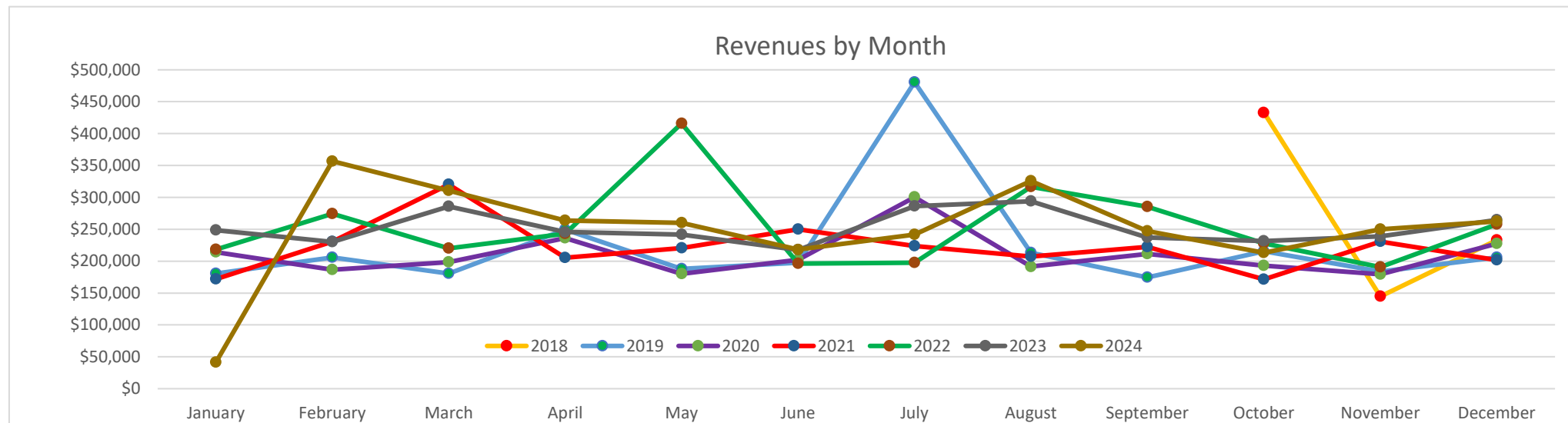
Capital contribution received in May 2022 for \$170,000 from Pope County for membership into the JPA.

Return of capital contributions were paid in October 2024 totaling \$1,080,000 to the 24 owning counties (\$45,000 to each county).

Revenues by Month



	January	February	March	April	May	June	July	August	September	October	November	December
2018	\$0	\$0	\$0	\$0	\$0	\$0	\$0	\$0	\$0	\$433,009	\$144,670	\$232,832
2019	\$180,452	\$205,936	\$180,519	\$249,364	\$187,819	\$197,391	\$480,538	\$213,138	\$174,468	\$215,424	\$183,660	\$206,027
2020	\$213,990	\$186,378	\$198,543	\$236,352	\$180,238	\$201,993	\$300,289	\$191,366	\$211,176	\$192,820	\$179,376	\$227,605
2021	\$172,059	\$230,798	\$320,153	\$205,380	\$220,382	\$249,773	\$223,930	\$207,136	\$222,391	\$171,471	\$230,671	\$201,692
2022	\$218,144	\$274,338	\$220,117	\$243,000	\$415,890	\$195,980	\$197,754	\$316,463	\$285,332	\$227,919	\$190,688	\$257,744
2023	\$248,401	\$229,978	\$285,653	\$245,596	\$241,849	\$217,582	\$286,393	\$293,875	\$237,134	\$231,503	\$238,688	\$264,502
2024	\$41,301	\$356,744	\$310,634	\$263,745	\$259,968	\$218,013	\$241,746	\$325,941	\$247,066	\$213,352	\$250,022	\$262,308

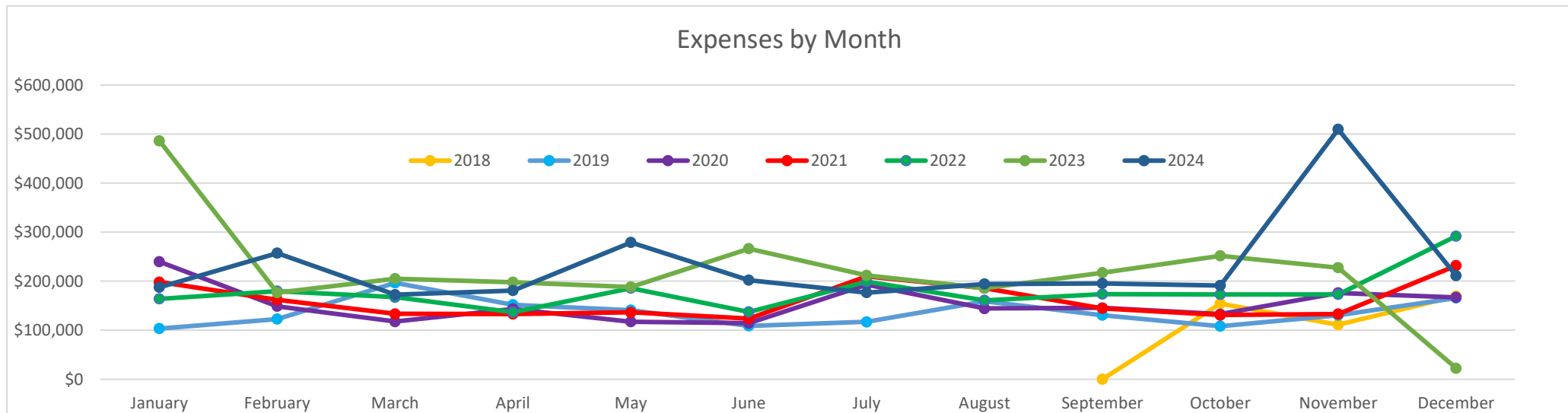


Note: October 2018 revenue includes \$290,000 for the tax system re-write; \$10,000 from each of the counties in the Mid-State Computer Collaborative
 July 2019 revenue includes \$270,000 for the tax system re-write; remaining \$20,000 was received in August 2019
 July 2020 revenue includes \$30,000 for the tax system re-write - - final project receipts
 March 2021 revenue includes \$50,000 for the tax system re-write and \$26,640 for conversion and installation costs from Sibley County
 May 2022 revenue includes \$170,000 contribution from Pope County for purchase into the Counties Providing Technology JPA

Expenses by Month




	January	February	March	April	May	June	July	August	September	October	November	December
2018	\$0	\$0	\$0	\$0	\$0	\$0	\$0	\$0	\$64	\$129,327	\$103,905	\$177,309
2019	\$103,295	\$122,646	\$196,642	\$151,635	\$140,983	\$108,582	\$116,958	\$158,921	\$130,779	\$108,171	\$130,728	\$165,593
2020	\$239,764	\$148,611	\$117,562	\$143,206	\$117,344	\$114,470	\$193,221	\$144,216	\$145,489	\$132,715	\$175,927	\$166,744
2021	\$198,197	\$162,221	\$133,383	\$132,800	\$136,394	\$123,715	\$210,176	\$142,927	\$144,720	\$130,833	\$133,050	\$231,730
2022	\$164,026	\$179,442	\$167,272	\$136,679	\$185,656	\$137,061	\$199,008	\$160,767	\$173,814	\$172,912	\$173,060	\$292,015
2023	\$486,450	\$176,843	\$205,011	\$198,044	\$188,293	\$266,503	\$211,926	\$185,553	\$217,245	\$251,794	\$227,464	\$22,541
2024	\$187,741	\$257,167	\$172,469	\$181,060	\$279,036	\$202,179	\$176,803	\$194,149	\$195,450	\$191,078	\$509,782	\$211,096



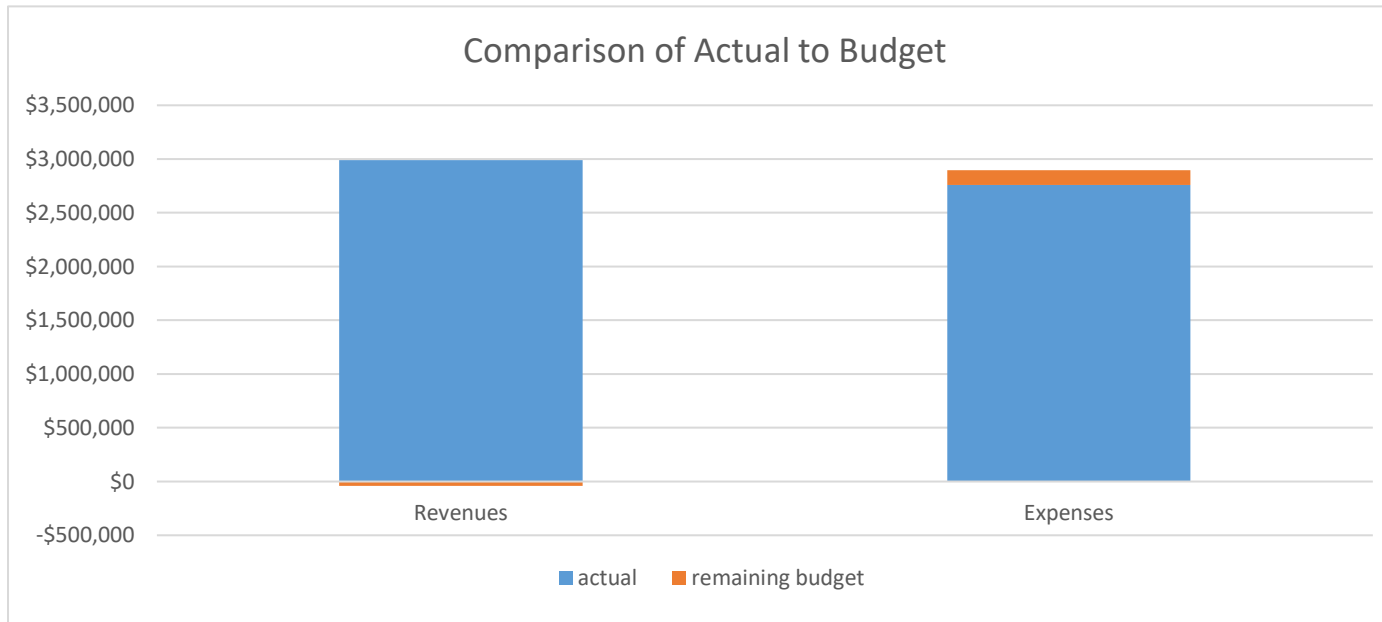
Budget to Actual Comparison

Through December 2024



Percent of year completed **100%**

Year-to-date		Percent of budget	Approved 2024 Budget	
Revenues	\$2,990,840	101%	Revenues	\$2,949,500
Expenses	\$2,758,010	95%	Expenses	\$2,897,889
Return of capital	\$1,080,000	0%	Return of capital	\$0



**** **Counties Providing Technology** ****



Warrant Form **WF91**
Commissioner's Warrants

WARRANT REGISTER
Commissioner Warrants

Approved 12/20/2024
Pay Date 12/20/2024

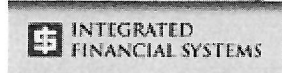
<u>Vendor #</u>	<u>Vendor Name</u>	<u>Amount</u>	<u>Description</u>	<u>Account Number</u>	<u>Invoice #</u>	<u>PO # Tx</u>
			<u>OBO#</u> <u>On-Behalf-of-Name</u>		<u>From Date</u>	<u>To Date</u>
63	Apex Software	1,050.00	MAINT RENEWAL - MURRAY	66-003-000-0000-6402	328806	N
63		1,260.00	MAINT RENEWAL - RENVILLE	66-003-000-0000-6402	328866	N
63		1,480.00	MAINT RENEWAL - MEEKER	66-003-000-0000-6402	328867	N
63		925.00	MAINT RENEWAL - REDWOOD	66-003-000-0000-6402	328868	N
63		925.00	MAINT RENEWAL - TODD	66-003-000-0000-6402	328869	N
63		420.00	MAINT RENEWAL - ALEXANDRIA	66-003-000-0000-6402	328870	N
63		1,050.00	MAINT RENEWAL - MILLE LACS	66-003-000-0000-6402	328871	N
63		1,470.00	MAINT RENEWAL - ROCK	66-003-000-0000-6402	328872	N
63		630.00	MAINT RENEWAL - RANSOM	66-003-000-0000-6402	328873	N
63		840.00	MAINT RENEWAL - BIG STONE	66-003-000-0000-6402	328874	N
63		3,145.00	MAINT RENEWAL - KANDIYOHI	66-003-000-0000-6402	328875	N
63		1,110.00	MAINT RENEWAL - POPE	66-003-000-0000-6402	328876	N
63		840.00	MAINT RENEWAL - SWIFT	66-003-000-0000-6402	328877	N
63		420.00	MAINT RENEWAL - STEVENS	66-003-000-0000-6402	328878	N
63		1,480.00	MAINT RENEWAL - WADENA	66-003-000-0000-6402	328879	N
63		1,050.00	MAINT RENEWAL - MARSHALL	66-003-000-0000-6402	328880	N
63		1,110.00	MAINT RENEWAL - COTTONWOOL	66-003-000-0000-6402	328881	N
63		630.00	MAINT RENEWAL - WILKIN	66-003-000-0000-6402	328888	N
63		630.00	MAINT RENEWAL - YELLOW MEDI	66-003-000-0000-6402	328889	N
63		1,980.00	MAINT RENEWAL - DOUGLAS	66-003-000-0000-6402	328904	N
63		840.00	MAINT RENEWAL - NORMAN	66-003-000-0000-6402	328912	N
63		1,050.00	MAINT RENEWAL - GRANT	66-003-000-0000-6402	328918	N
63		840.00	MAINT RENEWAL - LOTW	66-003-000-0000-6402	328976	N
63		1,050.00	MAINT RENEWAL - MAHNOMEN	66-003-000-0000-6402	328988	N
	Warrant # 3015	Total...	26,225.00			
30	Center Point Energy	164.51	SERVICE 11/07-12/09/24	66-003-000-0000-6251	11831812-0	N
30		240.11	SERVICE 11/07-12/09/24	66-003-000-0000-6251	10942506-6	N
	Warrant # 3016	Total...	404.62			
201	Culligan Ultrapure, Inc.	102.28	WATER	66-003-000-0000-6401	17708139-11302024	N

**** **Counties Providing Technology** ****

Warrant Form **WF91**
Commissioner's Warrants

WARRANT REGISTER
Commissioner Warrants

Approved 12/20/2024
Pay Date 12/20/2024



<u>Vendor #</u>	<u>Vendor Name</u>	<u>Amount</u>	<u>Description</u>	<u>Account Number</u>	<u>Invoice #</u>	<u>PO # Tx</u>
		<u>OBO#</u>	<u>On-Behalf-of-Name</u>	<u>From Date</u>	<u>To Date</u>	
	Warrant # 3017	Total...	102.28			
28	Old No 1 Bar & Grill	150.00	MEETING SET UP & REFRESHMEI	66-003-000-0000-6337	360	N
28		1,051.91	FINANCIAL/PAYROLL MEETING	66-003-000-0000-6337	368	N
	Warrant # 3018	Total...	1,201.91			
29	Otter Tail Power Company	53.32	SERVICE 10/30-11/26/24	66-003-000-0000-6251	20076543	N
29		444.59	SERVICE 10/30-11/26/24	66-003-000-0000-6251	4093126	N
	Warrant # 3019	Total...	497.91			
59	US Bank	13.50	POSTAGE - UPS	66-003-000-0000-6215		N
59		17.09	MONTHLY ZOOM	66-003-000-0000-6245		N
59		45.56	ENGEBRETSONS - GARBAGE	66-003-000-0000-6251		N
59		34.19	SIMPLISAFE	66-003-000-0000-6261		N
59		100.00	TERRACE - WEBSITE MAINT	66-003-000-0000-6261		N
59		8.00	STATE MTG - PARKING	66-003-000-0000-6337		N
59		34.43	STATE MTG - LUNCH	66-003-000-0000-6337		N
59		47.04	HAND SOAP & FOLDERS	66-003-000-0000-6401		N
59		299.13	FILTERS	66-003-000-0000-6401		N
59		38.55	WATER & FASTENERS	66-003-000-0000-6401		N
59		46.99	PAPER SUPPLIES	66-003-000-0000-6401		N
59		21.50	ZOHO ASSIST	66-003-000-0000-6402		N
59		1,016.97	ATLISSIAN	66-003-000-0000-6402		N
	Warrant # 3020	Total...	1,722.95			
137	VSP Insurance Co.	33.34	VISION INSURANCE - DECEMBER	66-003-000-0000-6871	821834799	N
	Warrant # 3021	Total...	33.34			
	Warrant Form WF91	Total...	30,188.01	45 Transactions		
	Final Total...	30,188.01	45 Transactions			


9:27AM

Warrant Form **WF91**
Commissioner's Warrants

**** Counties Providing Technology ****

WARRANT REGISTER
Commissioner Warrants

Approved 12/20/2024
Pay Date 12/20/2024



RECAP BY FUND

<u>FUND</u>	<u>AMOUNT</u>	<u>NAME</u>	<u>ACH AMOUNT</u>	<u>NON-ACH AMOUNT</u>
66	30,188.01	Counties Providing Technology	-	30,188.01
	30,188.01	TOTAL	- TOTAL ACH	30,188.01 TOTAL NON-ACH

OK
12/22/24
MP

CPTSHAN
12/31/2024


11:49AM

**** **Counties Providing Technology** ****

Warrant Form **WF91**
Commissioner's Warrants

WARRANT REGISTER
Commissioner Warrants

Approved 12/31/2024
Pay Date 12/31/2024



<u>Vendor #</u>	<u>Vendor Name</u>	<u>Amount</u>	<u>Description</u>	<u>OBO#</u>	<u>On-Behalf-of-Name</u>	<u>Account Number</u>	<u>Invoice #</u> <u>From Date</u>	<u>PO # Tx</u> <u>To Date</u>
134	Marco Technologies, LLC	47.50	SHRED SERVICE			66-003-000-0000-6261	INV13331435	N
	Warrant # 3022	Total...	47.50					
101	Ratwik, Roszak & Maloney, P.A.	242.00	MISC & COPYRIGHT ISSUE			66-003-000-0000-6261	78027	N
	Warrant # 3023	Total...	242.00					
81	The Hartford	1,675.00	WORKERS COMP INS			66-003-000-0000-6190	15549976	N
81		4,337.77	BUSINESS OWNERS INS			66-003-000-0000-6871	15549976	N
	Warrant # 3024	Total...	6,012.77					
	Warrant Form WF91	Total...	6,302.27		4 Transactions			
	Final Total...	6,302.27			4 Transactions			

Erancer
12/31/24

**** **Counties Providing Technology** ****



Warrant Form **WF91**
Commissioner's Warrants

WARRANT REGISTER
Commissioner Warrants

Approved 01/09/2025
Pay Date 01/09/2025

<u>Vendor #</u>	<u>Vendor Name</u>	<u>Amount</u>	<u>Description</u>	<u>Account Number</u>	<u>Invoice #</u>	<u>PO # Tx</u>
		<u>OBO#</u>	<u>On-Behalf-of-Name</u>	<u>From Date</u>	<u>To Date</u>	
206	Ever Green Lawn & Land Care LLC	150.00	SNOW REMOVAL	66-003-000-0000-6261	9662	N
	Warrant # 3025	Total...	150.00			
188	Kroona/Jay M	1,935.00	TESTING - DECEMBER	66-003-000-0000-6261		N
	Warrant # 3026	Total...	1,935.00			
218	Minnesota Assoc of Assessing Officers	105.00	MEMBERSHIP - SUSIE	66-003-000-0000-6245	9944	N
	Warrant # 3027	Total...	105.00			
100	Morris Electronics	2,030.00	DATA CIRCUIT - JULY	66-003-000-0000-6210	DATAJULY2024	N
100		2,030.00	DATA CIRCUIT - AUGUST	66-003-000-0000-6210	DATAAUG2024	N
100		2,030.00	DATA CIRCUIT - SEPTEMBER	66-003-000-0000-6210	DATASEP2024	N
100		2,030.00	DATA CIRCUIT - JANUARY	66-003-000-0000-6210	DATAJAN2025	N
	Warrant # 3028	Total...	8,120.00			
186	RENVILLE COUNTY	100.00	EXECUTIVE MTG	66-003-000-0000-6106	12/23/2024	12/23/2024 N
	Warrant # 3029	Total...	100.00			
9	Swanson/Craig	600.00	OFFICE CLEANING - JANUARY	66-003-000-0000-6271		N
	Warrant # 3030	Total...	600.00			
16	Vanderweyst/Valerie	7,200.00	CONTRACTED SERVICES - DEC	66-003-000-0000-6261	DECEMBER	N
	Warrant # 3031	Total...	7,200.00			
	Warrant Form WF91	Total...	18,210.00	10 Transactions		
	Final Total...	18,210.00	10 Transactions			

Eva from 1/9/25



Counties Providing Technology Board of Commissioners Agenda Request

Requested Meeting Date:	January 27, 2025		
Agenda Item:	Investment Policy		
Submitted By:		Department:	
Presenter:	Mike Koehler	Estimate of Time Needed:	
Issue Summary:			
<p>Requesting approval of the Investment Policy as presented with verbiage changes from Stevens County (County) to Counties Providing Technology (CPT)</p>			
Financial Impact:			
Yes or No? No Was this budgeted for 2025?			
Recommended Action/Motion: Approval			



Counties Providing Technology Board of Commissioners Agenda Request

Requested Meeting Date:	January 27, 2025		
Agenda Item:	Yes		
Submitted By:		Department:	
Presenter:	Mike Koehler	Estimate of Time Needed:	
Issue Summary:			
<p>The Hartford – Business Owners, Workers Compensation, AMP Commercial Policy Insurance billing for approval. Billed amount \$27,283.96</p>			
Financial Impact:			
Yes or No? Yes			
Was this budgeted for 2025? Yes			
Recommended Action/Motion: Approval			



THE HARTFORD
Billing Company:
Hartford Fire Insurance Company

Bill Date: 01/08/25

Pay The Minimum By The Due Date

Bill Account Number	15549976
Due Date	02/01/25
Minimum Due	\$27,283.96
Balance	\$27,283.96

Need Help?

Visit business.thehartford.com to pay bills, view policy documents, get certificates, and more.

Need Help? Chat online or call us at 1-866-467-8730. We're here Monday - Friday.

Named Insured: COUNTIES PROVIDING TECHNOLOGY

Agent: DACOTAH INSURANCE

For policy changes please contact your agent.

Your Upcoming Bill Installments

Due Date	Minimum Due
02/01/25	\$27,283.96

Important Messages:

- The Hartford does not underwrite Alternative Market Placement (AMP) policies. Instead, Nutmeg Insurance Agency, Inc. (one of our subsidiaries) places these policies with another insurer. Please refer to your policy documents on how to report a claim. Use your carrier policy number: MKLV2PCY000072
- If you didn't intend to buy or renew this policy, let us know as soon as possible.
- Congratulations! Thanks to your excellent payment history, your policies will be billed on equal installments when they renew. This will lower your down payment amount.

Billing Details For Your Policies

Policy Number	Policy Type	Policy Period	Policy Status	Bill Plan	Balance	Minimum Due
41SBAAE1130	Business Owners	01/01/25-01/01/26	Active	Full Pay	\$0.00	\$0.00
41WECAC4Y05	Workers Compensation	01/01/25-01/01/26	Active	Full Pay	\$0.00	\$0.00
41KDGLH9GN5	AMP Commercial Policy	01/01/25-01/01/26	Down Payment Billing	Full Pay	\$27,283.96	\$27,283.96
TOTALS					\$27,283.96	\$27,283.96

Handwritten: 08/22/25 81/6871

Pay your bill online at business.thehartford.com. Make a one-time payment, or sign up for Autopay and never worry about missing a payment.

Please detach here and insert with your payment. Write the account number on the check and make payable to The Hartford.

Account Number: 15549976

Amount Enclosed: 27,283.96

Payment Due Date	02/01/25
Minimum Due	\$27,283.96
Balance	\$27,283.96

Mail Payments To:

The Hartford
P O Box 660916
Dallas, TX 75266-0916

MB 01 012875 59624 H 54 B

COUNTIES PROVIDING TECHNOLOGY
509 ATLANTIC AVE
MORRIS, MN 56267-1313



4115549976977312260000272839600002728396810009

012875 1/2



Preferred Business Partners



Helping Minnesota's Counties Do Business Better.

Find the right fit for your business with exclusive opportunities available only to business partners.

AMC offers a unique membership opportunity for businesses, firms and organizations that have an interest in county government. AMC established this program in acknowledgement of the need for public-private partnerships needed to make county government more efficient and cost-effective.

Designed to promote a true partnership between our counties and organizations like yours, we offer three levels of membership that allow you to connect the way you want! Join the AMC Business Partner Program at one of the three available levels (Associate, Premier or Elite), each of which offers multiple ways of reaching county decision-makers. No other program offers the opportunity to build relationships with Minnesota county officials and other organizations that serve local government!

General Partnership Benefits for All Levels:

- Inclusion in the *AMC Service Directory* (published in January as part of the *Minnesota County Directory*).
- Listing on AMC's web site at www.mncounties.org.
- Advance selection and price discounts on exhibit space at the AMC Annual Conference in December.
- Discounted advertising in AMC publications.
- Discounted mailing lists from AMC's extensive database.

Please read on to learn more about the different benefits specific to our three partnership levels and choose the one that best fits your company's needs and goals for expanding your presence in Minnesota counties.

AMC Unites Minnesota's 87 Counties.

The Association of Minnesota Counties (AMC) is a voluntary, non-partisan statewide organization that has assisted the state's 87 counties in providing effective county governance to the people of Minnesota since 1909. AMC provides legislative advocacy, educational programs and training, research, business resources, and communications for members in order to achieve our mission of uniting Minnesota's counties to achieve public service excellence.

Our Preferred Business Partner Program Connects You With Them, Too.

Visit www.mncounties.org/pbp to learn more and apply today.

From urban to rural and from large to small, Minnesota's 87 counties are diverse communities serving a wide variety of needs for both citizens and employees, making the relationship between county government and the private sector more important than ever before.

The Association of Minnesota Counties' (AMC) Preferred Business Partners (PBP) program fits the needs of today's county government by pairing them with companies who can help them provide the best products and services possible to their citizens and employees.

Find the right fit for your business with exclusive opportunities available only to our partners.

Associate Partnership | \$2,500 annually

Our basic membership provides your organization with special recognition in AMC publications and on our website. Associate partners also receive great discounts, free access to our research and information service, and complimentary publications.

- Half-page display Ad (4.25" x 3.75" inches) in the annual *AMC Service Directory* (part of the annual *Minnesota County Directory*).
- Company listing on the AMC web site and recognition in the *AMC Annual Report*.
- Discounted exhibit space at the AMC Annual Conference.
- Priority AMC Annual Conference booth space selection before space opens to any other exhibitors who are not part of the AMC business partnership program.
- Discounted advertising in AMC publications and mailing lists from our extensive county database.
- Three (3) complimentary copies of the *Minnesota County Directory*.

Premier Partnership | \$12,500 annually

In addition to the benefits associated with all partnership levels, Premier Business Partners receive generous, complimentary advertising (both in print and online), and an Annual Conference exhibit booth.

- Opportunity to give a 10-minute presentation to the AMC Board of Directors during the September meeting at the AMC Fall Policy Conference in Alexandria, followed by a Elite and Preferred Business Partners reception for conference attendees.
- Two complimentary registrations to attend the AMC Annual Conference, Legislative Conference and Fall Policy Conference.
- One complimentary Level 3 booth in a Premier exhibit area at the AMC Annual Conference (includes a full-page ad and company listing/description in the conference program and free attendee lists before and after the conference).
- Complimentary exclusive opportunity to exhibit at the AMC Legislative Conference (held in February/March each year in St. Paul).
- Recognition at AMC events, both verbally and visually, with company logos included on-screen in presentations.
- Full-Page Display Ad (4.25" x 7.5" inches) in the *AMC Service Directory* (part of the annual *Minnesota County Directory*).
- Recognition on the AMC website and in the AMC Annual Report with the company logo, a brief description of goods and services offered, contact information and a direct link to your company's website.
- Up to seven (7) complimentary copies of the *Minnesota County Directory*.
- Free mailing lists from our extensive county database.
- Exclusive opportunity to a 30-minute workshop during Annual Conference held early December each year.

Elite Partnership | \$25,000 annually

Our Elite partnership provides you with unprecedented advertising and engagement opportunities. Elite partners receive all the benefits of Premier Partners but are also able to share subject matter expertise with our members. No other opportunity can position your organization to Minnesota counties more closely.

Includes all of the Premier partner benefits plus:

- Opportunities to provide content for AMC publications and conferences.
- Four complimentary registrations to attend the AMC Annual Conference, Legislative Conference and Fall Policy Conference.
- Two complimentary Level 3 booths in a Premier exhibit area at the AMC Annual Conference (includes a full-page ad and company listing/description in the conference program and free attendee lists before and after the conference).
- Subscription to AMC's email publications.
- Invitation to Minnesota Delegation events at National Association of Counties (NACo) conferences.
- Ability to request AMC to host a live zoom event with you that provides marketing content and can be used to generate leads and build brand awareness.
- We can work with you to develop a customized plan for county outreach.

Exposure. Opportunity. Access.

Only AMC's Preferred Business Partner program can connect your business with key decision-makers in all 87 Minnesota counties.